







Technical Data Sheet

Sioux River Series
Adel Plant



Product Name	Swatch	Size	Standard	Durability Class (Grade)	Dimensional Variation (Type)	Compressive Strength (psi)	24-hr Cold Water Absorption (%)	5-hr Boil Absorption (%)	IRA (g/min per 30in ²)	Core Volume (%)
Antique White		Modular	ASTM C216	SW	FBS	>10,000	<6	<10	<10	<25
		Builder Special	ASTM C652	SW	HBS	>10,000	<6	<10	<10	25-40
Aztec White		Modular	ASTM C216	SW	FBS	>10,000	<6	<10	<10	<25
		Builder Special	ASTM C652	SW	HBS	>10,000	<6	<10	<10	25-40
Birch		Modular	ASTM C216	SW	FBS	>10,000	<6	<10	<10	<25
		Builder Special	ASTM C652	SW	HBS	>10,000	<6	<10	<10	25-40
Bordeaux		Modular	ASTM C216	SW	FBS	>10,000	<6	<10	<10	<25
		Builder Special	ASTM C652	SW	HBS	>10,000	<6	<10	<10	25-40
Casablanca		Modular	ASTM C216	SW	FBS	>10,000	<6	<10	<10	<25
		Builder Special	ASTM C652	SW	HBS	>10,000	<6	<10	<10	25-40
Celtic Grey		Modular	ASTM C216	SW	FBS	>10,000	<6	<10	<10	<25
		Builder Special	ASTM C652	SW	HBS	>10,000	<6	<10	<10	25-40
Grayhawk		Modular	ASTM C216	SW	FBS	>10,000	<6	<10	<10	<25
		Builder Special	ASTM C652	SW	HBS	>10,000	<6	<10	<10	25-40

This data represents average results. If specific test results are required, sample should be taken from current production lots. U.S. STANDARD TEST METHODS (ASTM C67) ARE USED AS APPLICABLE, UNLESS OTHERWISE NOTED. ©2024

Size	Width	Height	Length	Weight	Brick per Cube	Brick per Sq Ft
Modular	3-5/8"	2-1/4"	7-5/8"	4.0	525	6.86
Builder Special	3"	2-13/16"	8-5/8"	4.4	416	5.02